



BRITISH
COLUMBIA



Emergency Management BC

Supply Chain Strategy Planning: Catastrophic Earthquake Response

UR+BC Lifeline Resilience – CI Dependencies
April 17, 2018

Mary-Ellen Clark MSc. PLog, CMA, CPA
Executive Director, Logistics



Emergency
ManagementBC

Outline



- Background: traditional role of logistics in emergency management and compelling need for a paradigm shift
- Where are we now?
 - 1) ‘Events’ versus disasters
 - 2) Linkages and leveraging CI as a discipline
 - 3) Provincial Critical Supply Chain Strategy initiative
- Visualizing the future...

Background



- Tradition - “Logistics” in emergency management:
 - Military-driven doctrine
 - Reactive vs. proactive
 - Scope – ‘incident’ site
 - ‘Best practices’ of DHS/FEMA?
- The paradigm shift
 - It’s *not* about logistics...
 - Integrated, comprehensive, risk-based events planning

Background – Gaps Identified

Key supporting supply chain functions identified in the B.C. Earthquake Immediate Response Plan:

?

**INVENTORY
MANAGEMENT**

B.C. Earthquake IRP: “Capabilities – Annex I”

TRANSPORTATION

B.C. Earthquake IRP: “Multi-modal”

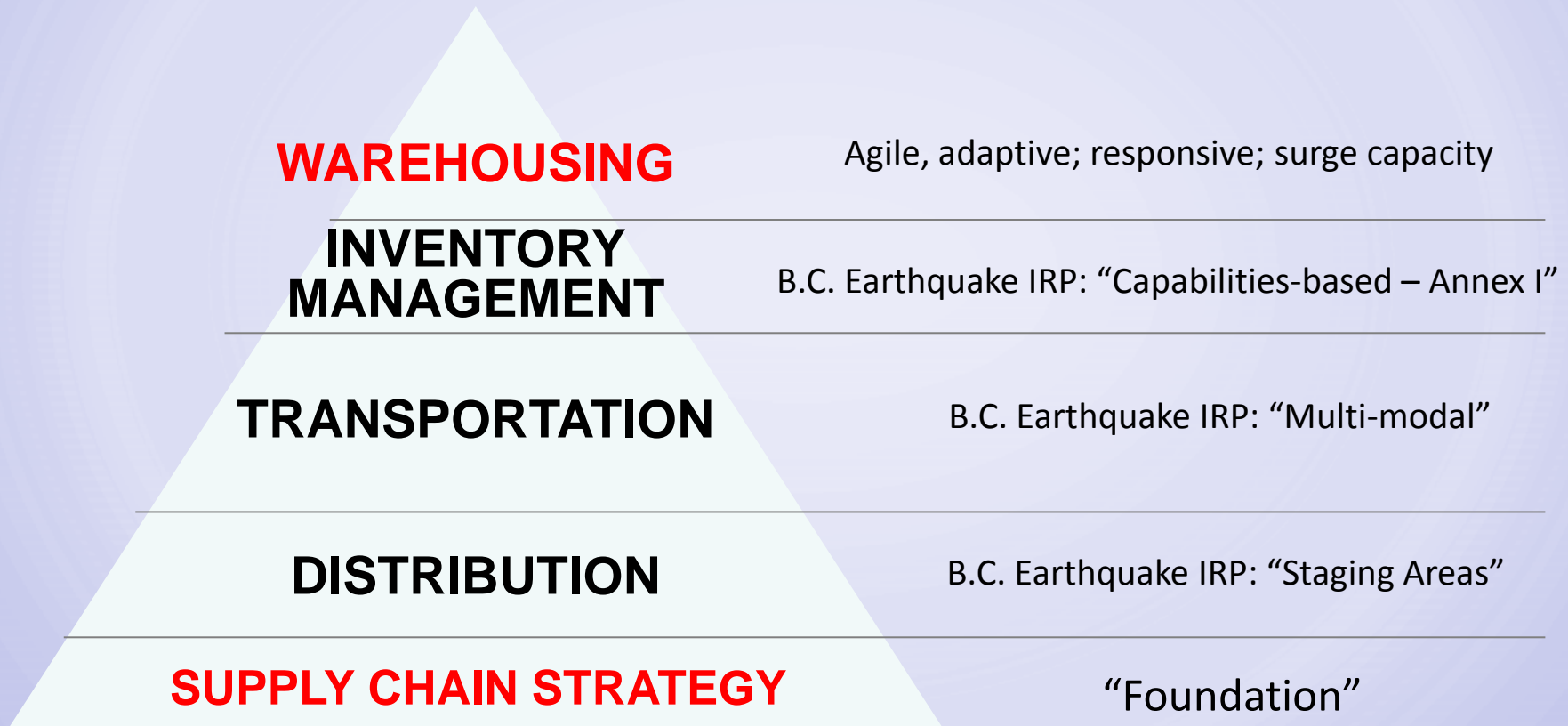
DISTRIBUTION

B.C. Earthquake IRP: “Staging Areas”

?



Supporting Supply Chain functions: BC Earthquake Planning: The Evolution



The Compelling Need



Cost to earthquake-proof L.A.'s crumbling pipe system? \$15 billion

By PETER JAMISON MAR 20, 2015 | 2:16 PM



ADVERTISEMENT

Los Angeles Times
IN PARTNERSHIP WITH
BESTREVIEWS

We tested the top

COURTESY OF CORNELL UNIVERSITY

AGLG
PERSPECTIVE SERIES
APRIL 2018



ACCESSIBILITY · INDEPENDENCE · TRANSPARENCY · PERFORMANCE

IMPROVING LOCAL GOVERNMENT

EMERGENCY MANAGEMENT

Considerations for Local Government Council and Board Members



RELATING TO AGLG AUDIT TOPICS:
Local Government's Role in Ensuring Clean Drinking Water
Emergency Management in Local Government

Upstream & Downstream Effects: Supply Chains & CI

Direct Links to CI Sectors



Indirect Links to CI Sectors?



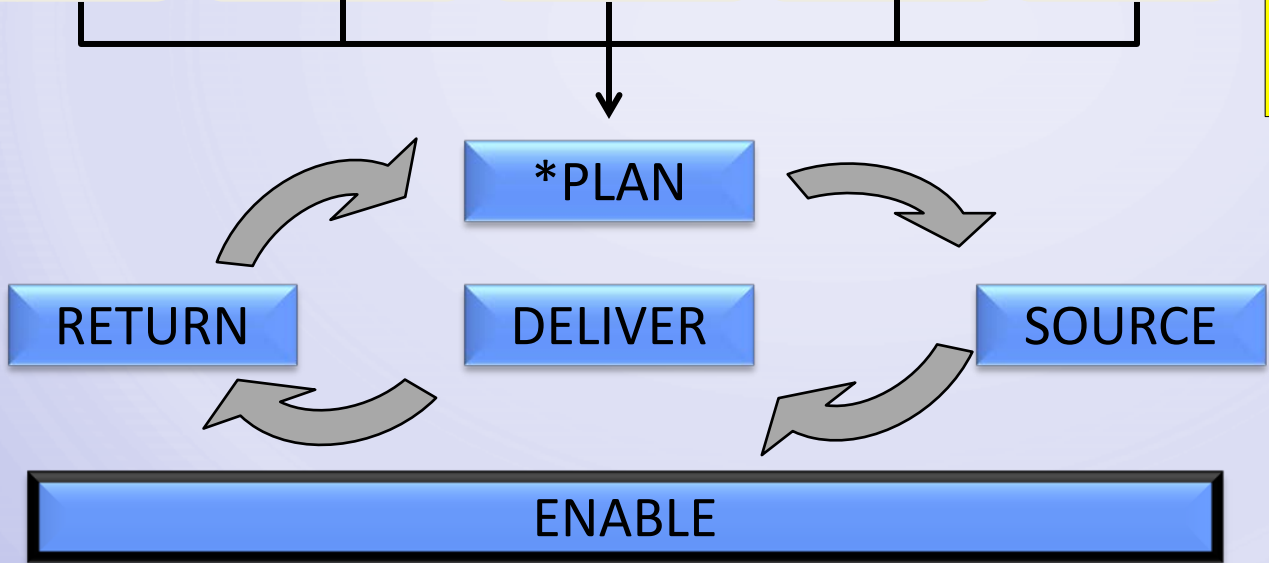
See "BC Earthquake Immediate Response Plan July 2015 pg 64

Provincial Critical Supply Chains Strategy



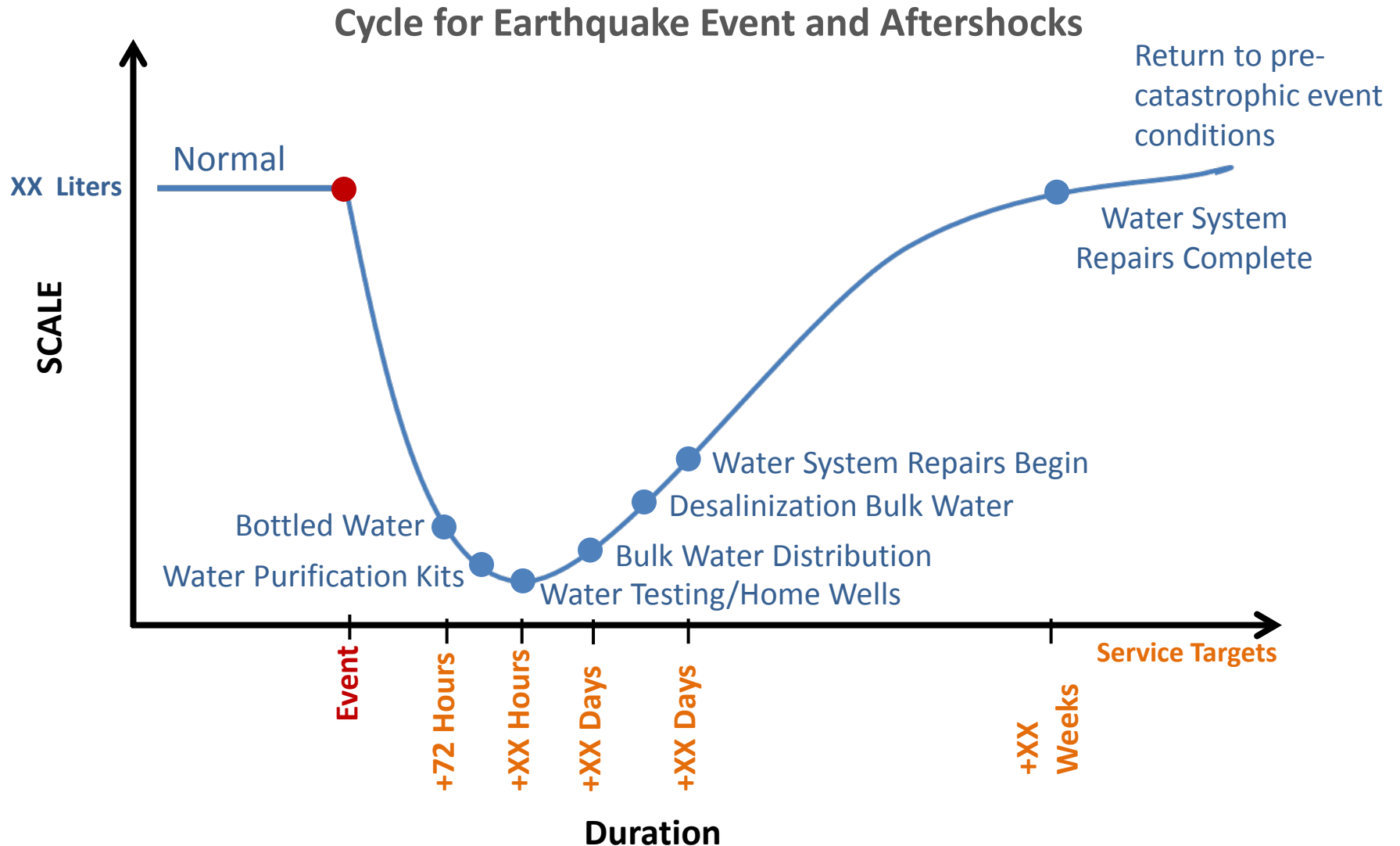
Key Attributes

- Reliability
- Readiness
- Responsiveness



* SCOR™ Model – APICS/Supply Chain Council (2014)

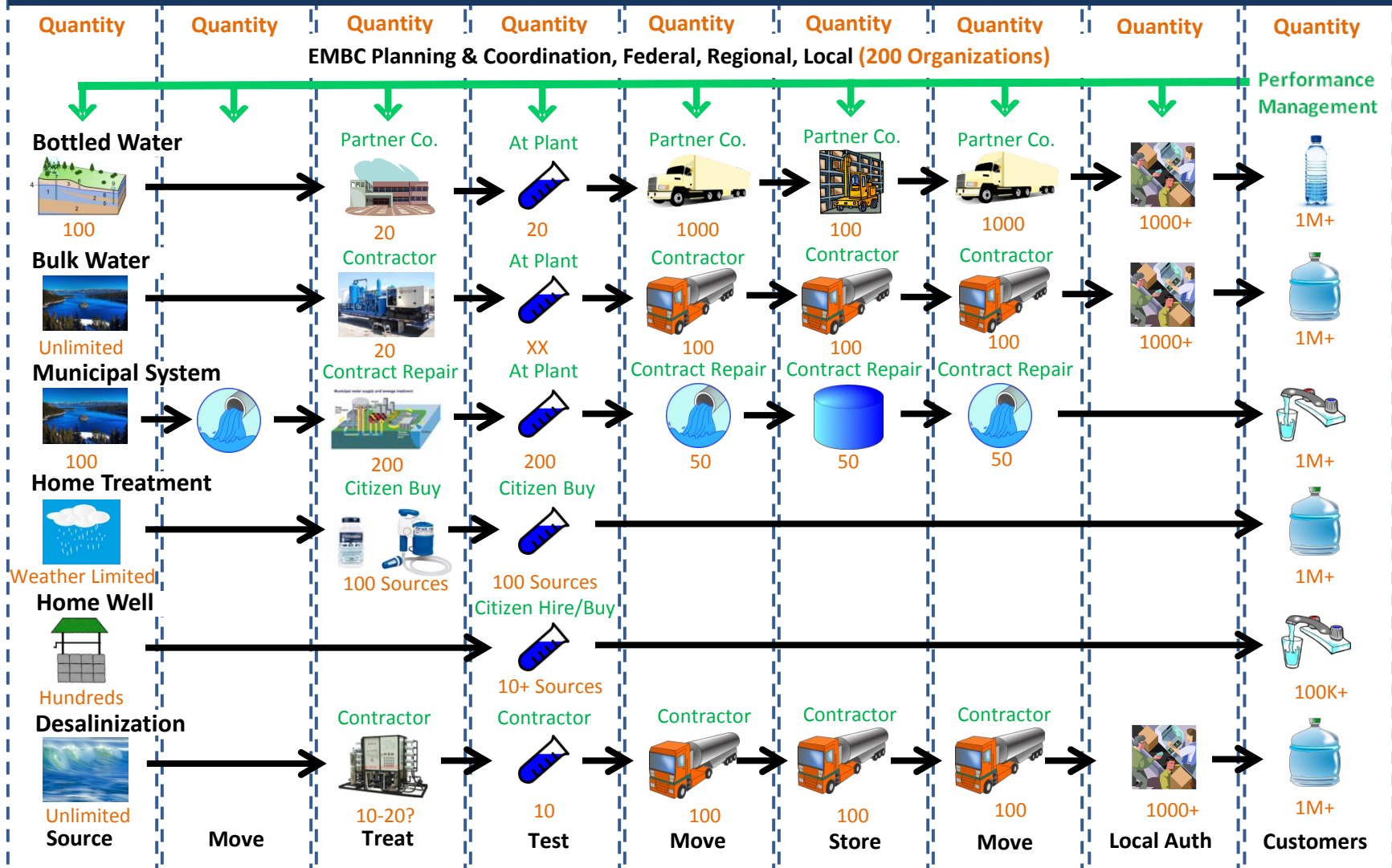
Water Supply Chain Demand Event Cycle



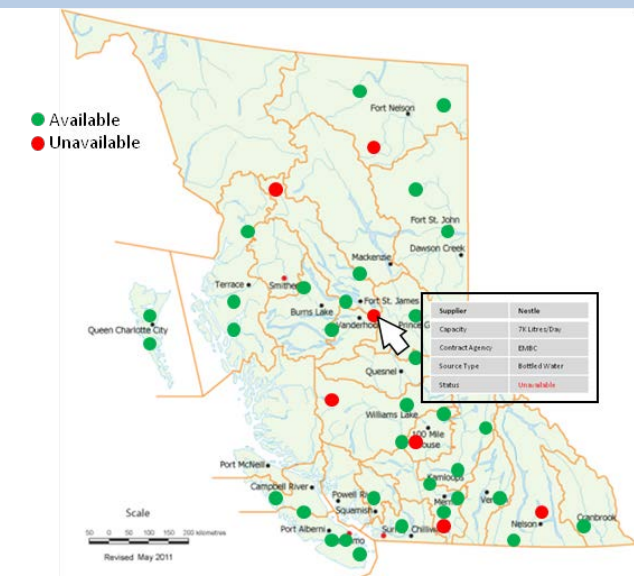
EMBC Water Supply Chain

End-to-End Supply Chain Enterprise

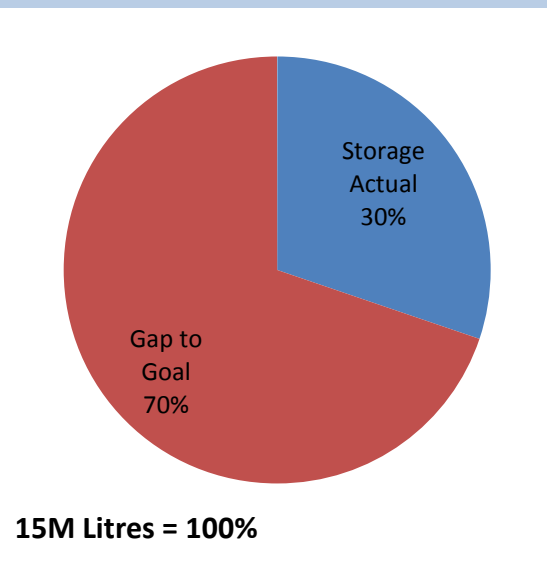
Physical Flow of Product , Services, Information & Customer Value



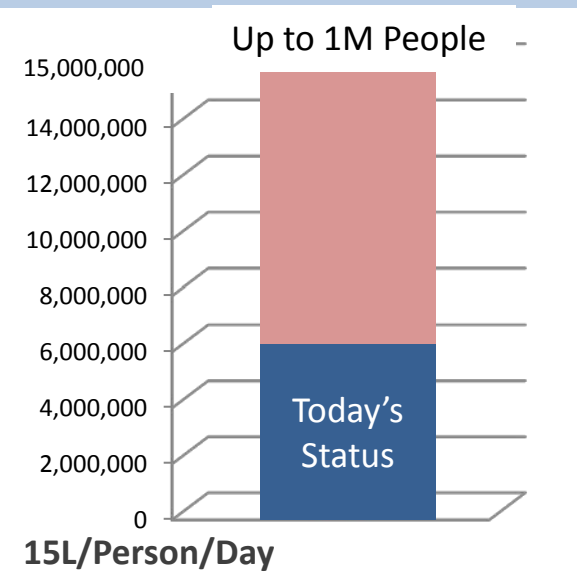
Supplier Status



Water Storage



Water Provision




Desalinization Capacity

Unit	Capacity	Status
1	20KL	Available
2	200L	Available
3	10L	Available
4	80KL	Unavailable
5	500L	Available
6	500L	Available
7	20KL	Unavailable
8	10KL	Available

Mobile Purification Capacity

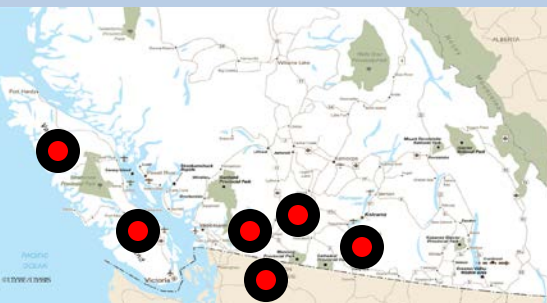
Location	Capacity	Status
1 Victoria	20KL	Available
2 Nemaio	200L	Available
3 Vancouver	10L	Available
4 Richmond	80KL	Available
5 Kamloops	500L	Available
6 Merritt	500L	Available
7 P.G.	20KL	Available
8	10KL	Available

Tablets Capacity



EMBC
Water Supply Chain
Governance Team

New Source Development



Overall Readiness

